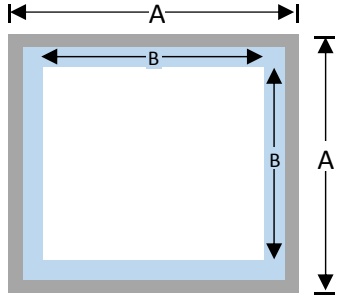
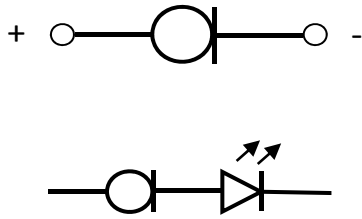
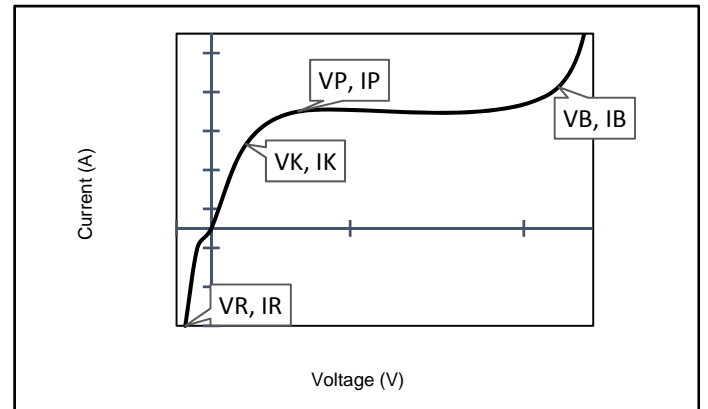


CRD is diode which supplies constant current to an electric circuit, even when power supply voltage fluctuations or load impedance fluctuations occur. CRD is used for current stabilization and current limiting.

**Mechanical Data**

Item	Dimensions	
	um	mil
Die Size (A)	820	32.3
Top Metal (B)	510	20.1
Scribe Line Width	60	2.4
Other Information		
Wafer Size	6 inch	
Top Metal	Al	
Back Side Metal	Ag	


**Circuit Symbol**

**VI Curve**

**Electrical Characteristics**

Part Number	$I_P$		$V_K$	$V_B$	$P_D$	$T_J$	$T_{STG}$	Top Metal
	mA		V	V	W	°C	°C	
	@ 20V		@ $0.8I_{P\ MIN}$	@ $1.1I_{P\ MAX}$				
	MIN	MAX	MAX	MAX		MIN	MAX	
YC32S015HG	12	18	3.2	190	1.2	-55 to 150	-55 to 150	Ag
YC32S020HG	16	24	3.5	190	1.2	-55 to 150	-55 to 150	Ag
YC32S030HG	27	33	4.8	190	1.2	-55 to 150	-55 to 150	Ag
YC32S040HG	36	44	6	190	1.2	-55 to 150	-55 to 150	Ag
YC32S060HG	54	66	7	190	1.2	-55 to 150	-55 to 150	Ag
YC32S080HG	72	88	8	190	1.2	-55 to 150	-55 to 150	Ag